







COMMERCIAL VAN RATINGS



Publication date	July 2024
Press Release	PR2407
Contact	media@euroncap.com

RANKING 2024

Make & Model	Tested Variant - Applies to							Rating
Ford Transit Courier	N1 1.0 GTDI EcoBoost petrol 2nd generation, 2023 to present	●	●	●	●	●	●	93%
Mercedes-Benz Vito	N1 Diesel Vito (ICE) and eVito (electric) Model Year 2024 onwards	●	●	●	●	●	●	90%
Renault Master	N1 L2H2 ICE 3T5 Master (ICE) and Master E-Tech (electric) Model Year 2024 onwards	●	●	●	●	●	●	84%
Nissan Interstar	N1 Renault Master, L2H2 ICE 3T5 Interstar (ICE) and Interstar-e (electric) Model Year 2024 onwards	●	●	●	●	●	●	84%
VW Caddy Cargo	N1 Cargo Commerce TDI, LHD 5th generation, from week 25 2024	●	●	●	●	●	●	83%
Ford Transit Connect	N1 VW Caddy Cargo Commerce TDI, LHD 3rd generation, from week 25 2024	●	●	●	●	●	●	83%
Maxus eDELIVER 5	N1 Electric E Deliver 5 Model Year 2024 onwards	●	●	●	●	●	●	82%
FIAT Ducato	N2 E-Ducato Ducato (ICE) and e-Ducato (electric) 2024 on	●	●	●	●	●	●	78%
Peugeot Boxer	N2 FIAT E-Ducato Boxer (ICE) and e-Boxer (electric) Model year 2024 on	●	●	●	●	●	●	78%
Opel/Vauxhall Movano	N2 FIAT E-Ducato Movano (ICE) and Movano-e (electric) Model year 2024 on	●	●	●	●	●	●	78%
Citroën Jumper (Relay)	N2 FIAT E-Ducato Jumper/Relay (ICE) and ë-Jumper/ë-Relay (electric) 2024 on	●	●	●	●	●	●	78%
Nissan Townstar	N1 Renault Kangoo Van, Blue dCi 95, LHD 3rd generation, XFK, from 2021	●	●	●	●	●	●	78%
Iveco Daily	N1 Diesel 35S Model Year 2024 onwards	●	●	●	●	●	●	77%
Maxus eDELIVER 7	N1 Electric e-Deliver 7 (electric) and Deliver 7 (ICE) Model Year 2024 onwards	●	●	●	●	●	●	77%
Maxus eDELIVER 9	N1 Electric e-Deliver 9 (electric) and Deliver 9 (ICE) Model Year 2024 onwards	●	●	●	●	●	●	74%
Renault Trafic	N1 Diesel, LHD Model Year 2024 onwards	●	●	●	●	●	●	69%
Nissan Primastar	N1 Renault Trafic, Diesel, LHD Model Year 2024 onwards	●	●	●	●	●	●	69%
LEVC VN5	N1 Ultima 2020 on, to July 2024	●	●	●	○	●	●	50%

LEGEND

Platinum: Weighted Overall Performance Score equal or larger than 80%
 Gold: Weighted Overall Performance Score equal or larger than 60%
 Silver: Weighted Overall Performance Score equal or larger than 40%
 Bronze: Weighted Overall Performance Score equal or larger than 20%
 Not recommended: Weighted Overall Performance Score below 20%

FITMENT
















● Fit as Standard
 ○ Available on some models
 ✖ Not available

COMMERCIAL VAN RATINGS



Publication date	March 2024
Press Release	PR2403
Contact	media@euroncap.com

RANKING 2024

Make & Model (N1)	Tested Variant							Rating
Ford Transit Custom	 2.0 diesel, LHD 2nd generation, 2023 on	●	●	●	●	●	●	96%
Mercedes-Benz Citan	 Citan Panel Van 1.3 litre, 96 kW petrol W420, from 2021	○	○	○	○	○	●	87%
VW ID.Buzz Cargo	 150 kW (77 kWh) RWD New from 2022	●	●	●	○	●	●	83%
Renault Kangoo Van	 Blue dCi 95, LHD 3rd generation, XFK, from 2021	○	○	○	○	○	●	78%
VW Caddy Cargo	 Cargo Commerce TDI, LHD 5th generation, to May 2024	●	●	●	○	●	●	68%
Citroën Berlingo	 ë-Berlingo + Safety Pack all Berlingos, 3rd generation, K9, from 2018	○	○	○	○	●	●	62%
FIAT Doblo	 Citroën ë-Berlingo + Safety Pack all Doblos, 3rd generation, K9, from 2018	○	○	○	○	●	●	62%
Opel/Vauxhall Combo	 Citroën ë-Berlingo + Safety Pack all Combos, 3rd generation, K9, from 2018	○	○	○	○	●	●	62%
Peugeot Partner	 Citroën ë-Berlingo + Safety Pack all Partners, 3rd generation, K9, from 2018	○	○	○	○	●	●	62%

LEGEND







Platinum: Weighted Overall Performance Score equal or larger than 80%
 Gold: Weighted Overall Performance Score equal or larger than 60%
 Silver: Weighted Overall Performance Score equal or larger than 40%
 Bronze: Weighted Overall Performance Score equal or larger than 20%
 Not recommended: Weighted Overall Performance Score below 20%

FITMENT

● Fit as Standard
 ○ Available on some models
 ✖ Not available

GLOSSARY

WEIGHT

Icon	System Name	Description	Weight
	AEB Car-to-car	Forward collision and/or auto-brake system that prevents or mitigates crashes into other vehicles.	30%
	AEB Pedestrian	Auto-brake system that prevents or mitigates crashes into pedestrians.	10%
	AEB Cyclist	Auto-brake system that prevents or mitigates crashes into pedal cyclists.	10%
	Lane Support	Lane support system that prevents unintentional lane change and road departure.	20%
	Speed Assist	Systems supporting the driver to maintain a safe speed.	15%
	Occupant Status	Driver attention assistance and seat belt reminders.	15%

100%

RATINGS EXPLAINED

To influence purchasing decisions for safer van choices, Euro NCAP annually conducts a series of ADAS tests on the best-selling commercial vans on the European market. Combined, these vans cover about 98 percent of the new van sales and represent the European situation well.

The fitment of each system on each van is confirmed with the vehicle manufacturer and data are consolidated by Euro NCAP for each market in EU27 plus Norway and the UK. The availability (standard, optional or not available) is presented in a graphical format with a corresponding table for each van, system and market respectively on the [Euro NCAP website](#).

Available ADAS systems (whether offered as optional or standard) on each commercial van are tested using the Euro NCAP Safety Assist protocols, adapted to **commercial vans** where needed. Each van is carrying half of its permissible loading mass, a typical load for a commercial van in daily use. In addition to ADAS, a Seat Belt Reminder check is carried out for each van.

The test scores of each system were weighted and combined into an overall score for each van. This weighted overall performance score places each van tested in one of the following categories: Platinum, Gold, Silver, Bronze, or Not Recommended (see legend).