



Nissan Juke  
Standard Safety Equipment

2019



Adult Occupant



94%

Child Occupant



85%

Vulnerable Road Users



81%

Safety Assist



73%

SPECIFICATION

Tested Model	Nissan Juke, DIG-T 117, N-Connecta, LHD
Body Type	- 5 door hatchback
Year Of Publication	2019
Kerb Weight	1212kg
VIN From Which Rating Applies	- all Jukes, including hybrid
Class	Small SUV

Rating Expired

## SAFETY EQUIPMENT

	Driver	Passenger	Rear
FRONTAL CRASH PROTECTION			
Frontal airbag	●	●	✗
Belt pretensioner	●	●	●
Belt loadlimiter	●	●	●
Knee airbag	✗	✗	✗
SIDE CRASH PROTECTION			
Side head airbag	●	●	●
Side chest airbag	●	●	✗
Side pelvis airbag	●	●	✗
	Driver	Passenger	Rear
CHILD PROTECTION			
Isofix/i-Size	—	○	●
Integrated CRS	—	✗	✗
Airbag cut-off switch	—	●	—
SAFETY ASSIST			
Seat Belt Reminder	●	●	●

## SAFETY EQUIPMENT (NEXT)

	Driver	Passenger	Rear
CHILD PROTECTION			
Isofix/i-Size	—	○	●
Integrated CRS	—	✗	✗
Airbag cut-off switch	—	●	—
SAFETY ASSIST			
Seat Belt Reminder	●	●	●

OTHER SYSTEMS	
Active Bonnet (Hood)	✗
AEB Pedestrian	●
AEB City	●
AEB Cyclist	●
AEB Inter-Urban	●
Speed Assistance System	●
Lane Assist System	●

Note: Other equipment may be available on the vehicle but was not considered in the test year.

- Fitted to the vehicle as standard    ○ Fitted to the vehicle as part of the safety pack  
 ○ Not fitted to the test vehicle but available as option or as part of the safety pack    ✗ Not available    — Not applicable

 ADULT OCCUPANT

Total 36.0 Pts / 94%

GOOD ADEQUATE MARGINAL WEAK POOR

Frontal Offset Deformable Barrier 7.8 / 8 Pts



Passenger



Driver

Frontal Full Width 7.4 / 8 Pts



Rear Passenger



Driver

Whiplash Rear Impact 1.6 / 2 Pts



Front seat



Rear seat

Lateral Impact 15.3 / 16 Pts



Car



Pole

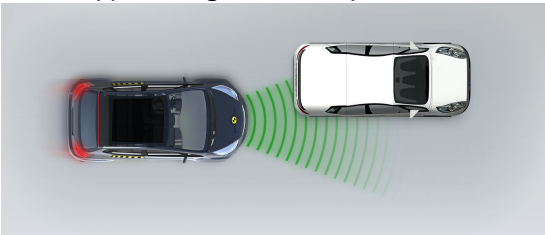
 ADULT OCCUPANT

Total 36.0 Pts / 94%

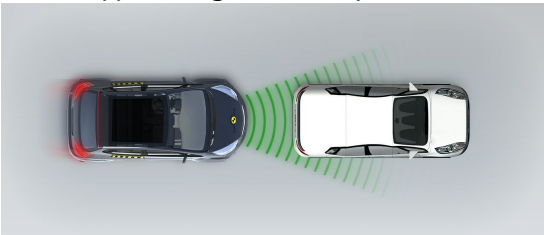
 GOOD    ADEQUATE    MARGINAL    WEAK    POOR

AEB City  3.9 / 4 Pts

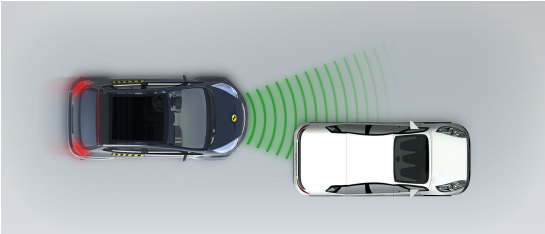
Approaching a stationary car: Left Offset



Approaching a stationary car: No Offset



Approaching a stationary car: Right Offset



 ADULT OCCUPANT

Total 36.0 Pts / 94%

Comments

The passenger compartment of the Juke remained stable in the frontal offset test. Dummy readings indicated good protection of the knees and femurs of the driver and passenger. Nissan showed that a similar level of protection would be provided to occupants of different sizes and to those sitting in different positions. Protection of the front passenger was good for all critical body areas. In the full-width rigid barrier test, protection of all critical body regions was good or adequate for both the driver and rear passenger. In the side barrier impact, protection of all critical body areas was good and the car scored full points in this test. In the more severe side pole test, protection of the chest was rated as adequate, with good protection of other parts of the body. Tests on the front seats and head restraints demonstrated good protection against whiplash injuries in the event of a rear-end collision. A geometric assessment of the rear seats also indicated good whiplash protection. The standard-fit autonomous emergency braking (AEB) system performed well in tests of its functionality at the low speeds at which many whiplash injuries occur, with collisions avoided in most test scenarios.



## CHILD OCCUPANT

Total 42.1 Pts / 85%

GOOD

ADEQUATE

MARGINAL

WEAK

POOR

Crash Test Performance based on 6 &amp; 10 year old children

23.1 / 24 Pts

Frontal Impact

15.1 Pts



Lateral Impact

8 Pts

Restraint for 6 year old child: *Britax Römer KidFix XP2*Restraint for 10 year old child: *Booster Cushion*

Safety Features

7.0 / 13 Pts

	Front Passenger	2nd row outboard	2nd row center
Isofix	○	●	✗
i-Size	○	●	✗
Integrated CRS	✗	✗	✗



Fitted to test car as standard



Not on test car but available as option



Not available

## CRS Installation Check

12.0 / 12 Pts

● Install without problem    
 ● Install with care    
 ● Safety critical problem    
 ✗ Installation not allowed

## ■ i-Size CRS

Maxi Cosi 2way Pearl & 2wayFix  
(rearward) (iSize)



Maxi Cosi 2way Pearl & 2wayFix  
(forward) (iSize)



BeSafe iZi Kid X2 i-Size (iSize)



BeSafe iZi Flex FIT i-Size (iSize)



## ■ ISOFIX CRS

Maxi Cosi Cabriofix & FamilyFix (ISOFIX)



BeSafe iZi Kid X4 ISOfix (ISOFIX)



Britax Römer Duo Plus (ISOFIX)



Britax Römer KidFix XP (ISOFIX)





## CHILD OCCUPANT

Total 42.1 Pts / 85%

## ■ Universal Belted CRS

Maxi Cosi Cabriofix (Belt)



Maxi Cosi Cabriofix &amp; EasyBase2 (Belt)



Britax Römer King II LS (Belt)



Britax Römer KidFix XP (Belt)



## Comments

In the frontal test, protection of all critical body areas was good or adequate for both dummies. In the side barrier impact, all critical body areas were well protected for both dummies and the Juke scored maximum points in this part of the assessment. The front passenger airbag can be disabled to allow a rearward-facing child restraint to be used in that seating position. Clear information is provided to the driver regarding the status of the airbag and the system was rewarded. All of the restraint types for which the Juke is designed could be properly installed and accommodated in the car.



## CHILD OCCUPANT

Total 42.1 Pts / 85%

	Seat Position			
	Front	2nd row		
	PASSENGER	LEFT	CENTER	RIGHT
Maxi Cosi 2way Pearl & 2wayFix (rearward) (iSize)	—	●	—	●
Maxi Cosi 2way Pearl & 2wayFix (forward) (iSize)	—	●	—	●
BeSafe iZi Kid X2 i-Size (iSize)	—	●	—	●
BeSafe iZi Flex FIT i-Size (iSize)	—	●	—	●
Maxi Cosi Cabriofix & FamilyFix (ISOFIX)	—	●	—	●
BeSafe iZi Kid X4 ISOfix (ISOFIX)	—	●	—	●
Britax Römer Duo Plus (ISOFIX)	—	●	—	●
Britax Römer KidFix XP (ISOFIX)	—	●	—	●
Maxi Cosi Cabriofix (Belt)	●	●	●	●
Maxi Cosi Cabriofix & EasyBase2 (Belt)	●	●	✗	●
Britax Römer King II LS (Belt)	●	●	●	●
Britax Römer KidFix XP (Belt)	●	●	●	●

● Easy
● Difficult
● Safety critical
✗ Not allowed
— Not available

## Comments

In the frontal test, protection of all critical body areas was good or adequate for both dummies. In the side barrier impact, all critical body areas were well protected for both dummies and the Juke scored maximum points in this part of the assessment. The front passenger airbag can be disabled to allow a rearward-facing child restraint to be used in that seating position. Clear information is provided to the driver regarding the status of the airbag and the system was rewarded. All of the restraint types for which the Juke is designed could be properly installed and accommodated in the car.

 VULNERABLE ROAD USERS

Total 39.0 Pts / 81%

GOOD


ADEQUATE

MARGINAL

WEAK

POOR

VRU Impact Protection27.1 / 36 Pts



Head Impact15.1 Pts

Pelvis Impact6.0 Pts

Leg Impact6.0 Pts

Vulnerable Road Users11.9 / 12 Pts

System Name	Intelligent Emergency Braking (IEB)
Type	Auto-Brake with Forward Collision Warning
Operational From	5 km/h

Comments

The bonnet provided predominantly good or adequate protection to the head of a struck pedestrian, with a few poor results recorded on the stiff windscreen pillars. The bumper provided good protection to pedestrians' legs and protection of the pelvis was also good at all test locations, and the Juke scored maximum points in these tests. The Juke's AEB system can detect vulnerable road users like pedestrians and cyclists, as well as other vehicles. In tests, the system's response to cyclists was good and to pedestrians was adequate, with collisions avoided or mitigated in most cases.

Version 0605126060126

Euro NCAP © Nissan Juke Dec 2019 11/17





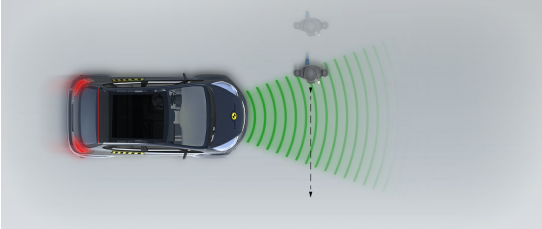
## VULNERABLE ROAD USERS

Total 39.0 Pts / 81%

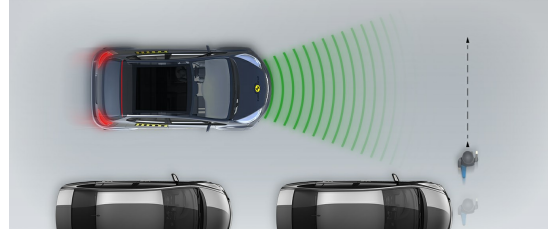
## AEB Pedestrian

## ■ Day time

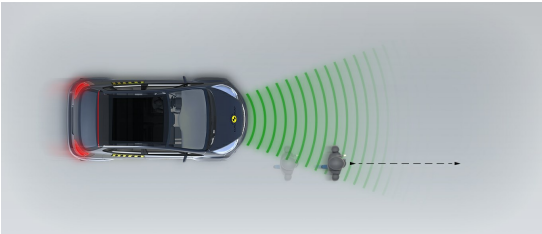
Adult crossing the road



Child running from behind parked vehicles

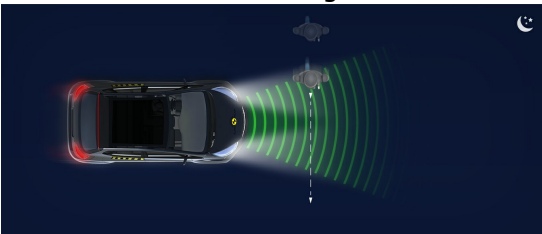


Adult along the roadside

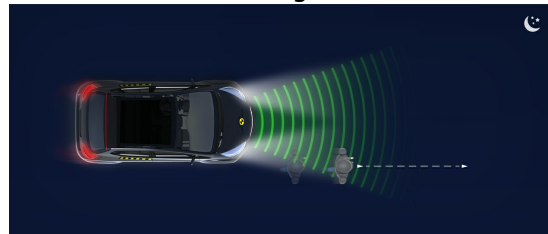


## ■ Night time

Adult crossing the road

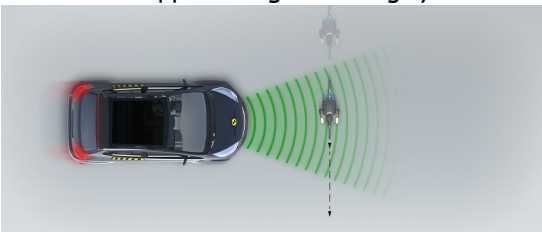


Adult along the roadside

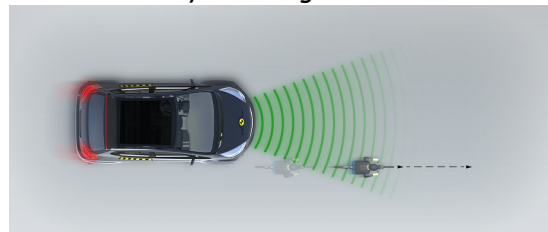


## AEB Cyclist

Approaching a crossing cyclist



Cyclist along the roadside





## SAFETY ASSIST

Total 9.6 Pts / 73%

 GOOD


 ADEQUATE

 MARGINAL

 WEAK


 POOR










## Speed Assistance

 1.8 / 3 Pts

System Name	Speed Limiter/Traffic Sign Recognition
Speed Limit Information Function	Camera based
Speed Limitation Function	Manually set (accurate to 5km/h)


## Seatbelt Reminder

 3.0 / 3 Pts

Applies To	All Seats		
Warning	Driver Seat	Front Passenger(s)	Rear Passenger(s)
Visual			
Audible			
Occupant Detection			

 Pass

 Fail



 Not available

## Lane Support

 2.3 / 4 Pts

System Name	Intelligent Lane Intervention (ILI)
Type	LKA (including LDW)
Operational From	55 km/h

## PERFORMANCE

Lane Keep Assist	 GOOD
Human Machine Interface	 ADEQUATE

 SAFETY ASSIST

Total 9.6 Pts / 73%

AEB Inter-Urban  2.6 / 3 Pts

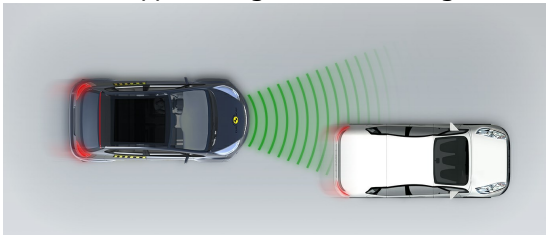
System Name	Intelligent Emergency Braking (IEB)
Type	Autonomous Emergency Braking and Forward Collision Warning
Operational From	5 km/h
Additional Information	Supplementary warning

Comments

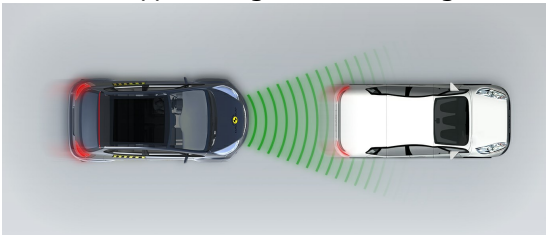
The Juke has a seatbelt reminder system for the front and rear seats. The AEB system performed well in tests of its response to other vehicles at highway speeds. A lane support system helps to prevent inadvertent drifting out of lane, as well as intervening more aggressively in some critical situations. The speed assistance system uses a camera to identify local speed limits. This information is presented to the driver who can then set the speed limiter as appropriate.

■ Autobrake function only

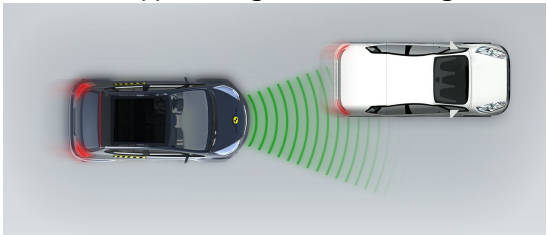
Approaching a slower moving car



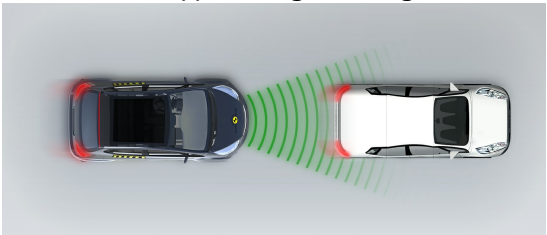
Approaching a slower moving car



Approaching a slower moving car



Approaching a braking car



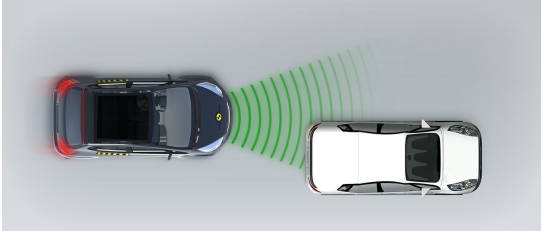


## SAFETY ASSIST

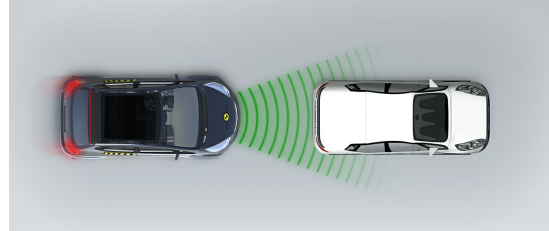
Total 9.6 Pts / 73%

## ■ Driver reacts to warning

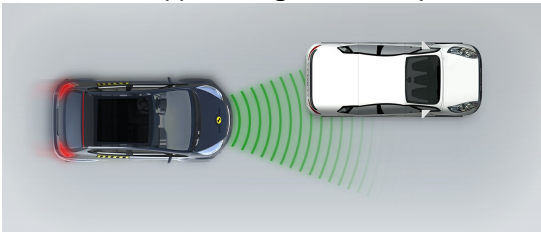
Approaching a stationary car



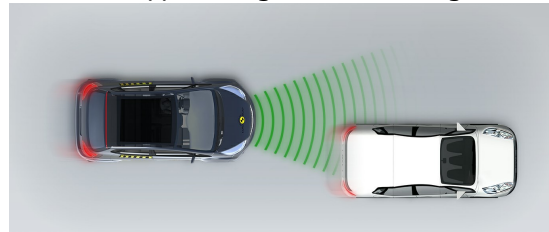
Approaching a stationary car



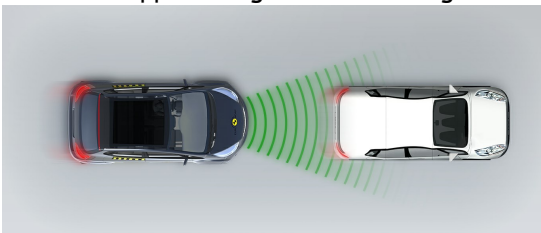
Approaching a stationary car



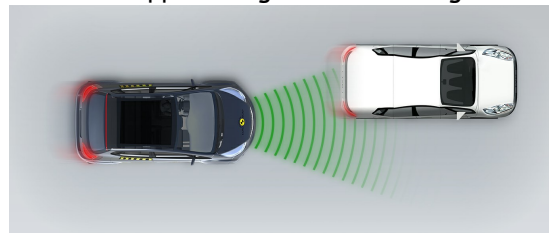
Approaching a slower moving car



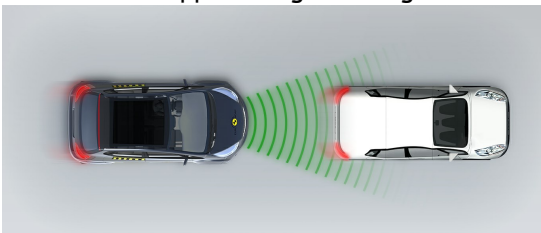
Approaching a slower moving car



Approaching a slower moving car



Approaching a braking car



RATING VALIDITY



Variants of Model Range

Body Type	Engine	Drivetrain	Rating Applies	
			LHD	RHD
5 door SUV	1.0 petrol*	4 x 2	✓	✓
5 door SUV	1.6 petrol hybrid**	4 x 2	✓	✓

\* Tested variant  
\*\* Additional tests performed

Annual Reviews and Facelifts

Date	Event	Outcome	
December 2019	Rating Published	2019 ★ ★ ★ ★ ★	✓
October 2022	Addition of hybrid variant	2019 ★ ★ ★ ★ ★	✓